



High Yield Drag Processing Conveyor SWR-LN

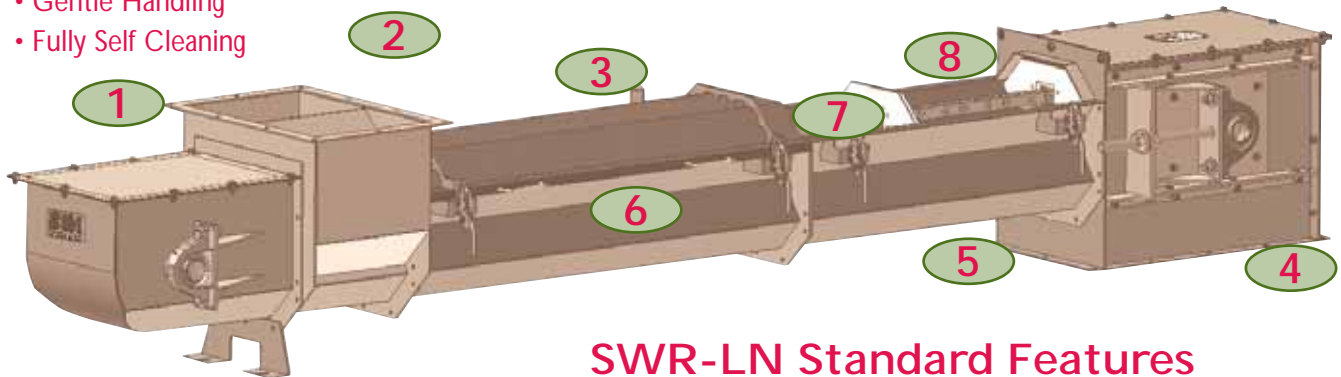
Standard Features

SWR-LN

Sidewall Return™ Drag Conveyor constructed with replaceable abrasion resistant steel liner.

- Easy Liner Replacement
- Perfect Process
- Gentle Handling
- Fully Self Cleaning

Lid removed only to show paddles.
Not to be operated with lids or guards removed.



SWR-LN Standard Features

Base model features

1. Self cleaning tail with outboard pillow block bearings
2. Bypass inlet
3. Low profile
4. Head with take-up
5. Full trough design with Side Wall Return™ paddle travel
6. Product travel and return travel area
7. Patented chain design
8. UHMW paddles

SWR-LN CAPACITY CHART		
Model	F.P.M.	FT ³ /HR
09 SWR-LN	80	1520
	100	1900
	125	2300
12 SWR-LN	80	2480
	100	3100
	125	3900
14 SWR-LN	80	3520
	100	4400
	125	5500
16 SWR-LN	80	4480
	100	5600
	125	7000
18 SWR-LN	80	5840
	100	7300
	125	9100
20 SWR-LN	80	7040
	100	8800
	125	11000
24 SWR-LN	80	10720
	100	13400
	125	16800

Products & Industry


Abrasives • Minerals • Calcium Sulphate
Dicalcium Phosphate • Oyster Shells

Visit our website: www.sidneymanufacturing.com for additional products at the link: "Products We Move with SWR Drags".

The Sidewall Return™ Surpasses All Other Drags.

Your product is moved gently, completely and cleanly!

- Captive paddle design prevents torsional chain twist and eliminates the need for hold-down devices
- Flat bottom is self cleaning
- Totally enclosed - no need to clean under the conveyor
- Continuous flow horizontal to incline, from left to right
- Full product discharge



SWR-LN



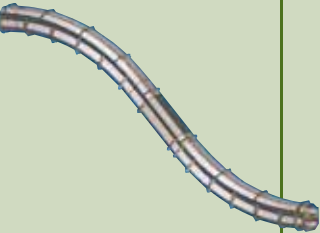
Available Options

Upgrades to Base Model

SWR-LN

A full line of options to customize the Sidewall Return™ Drag Conveyor and optimize your production process.

OPTIONS FOR ALL MODELS OF SWR-LN

Graphic	Description
	TAKE UP TAIL Puts take up at tail for easier access
	FLUSH MOUNT INTERMEDIATE DISCHARGE Flush bottom, perpendicular, self-cleaning intermediate discharge gate allows paddles to sweep clean the closed gate. Available in: (a) Rack and Pinion (b) Air Operated* (c) Electric Operation* <small>* with NEMA 4 limits and NEMA 7-9 limits</small>
	BEND SECTIONS Self Cleaning in 5° increments (a) Incline Bends 5° - 45° (b) Inverse Bends 5° - 45°

PLUG SWITCH OPTIONS

Description
NEMA 4
NEMA 7-9

MOTION SENSOR OPTION

Description
Slack Chain

PADDLE OPTIONS

Description
Nylon (for abrasive or high heat)

COVER OPTIONS

Description
Hinged and Clamped Cover



Installation of roof top mounted 9SWRs. Conveyors move whole malt grains and is equipped with 7 intermediate air-operated discharge gates with chain wipers.



Sidney Manufacturing Company
Since 1859

P.O. Box 380, 405 North Main Ave.
Sidney, OH 45365-0380
Fax: (937) 492.0919
www.sidneymanufacturing.com

800.482.3535